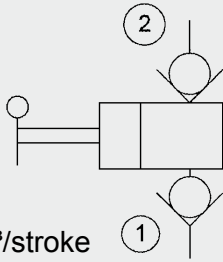
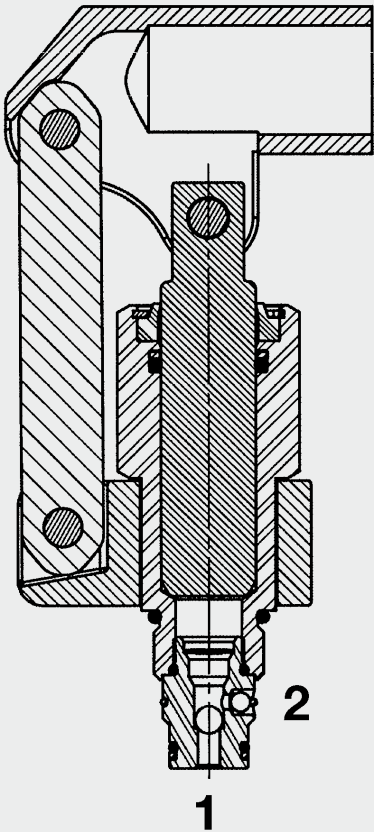


Hand Pump Manual Operation SAE-10 Cartridge – 207 bar MP10



Up to 7.5 cm³/stroke
Up to 207 bar

FUNCTION



FEATURES

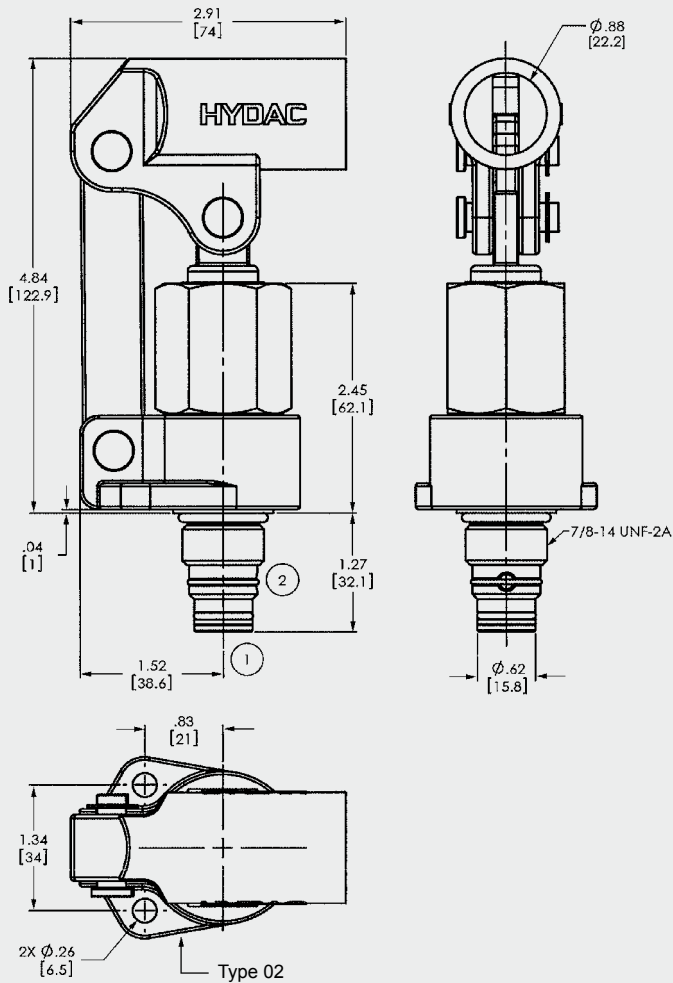
- Robust design for high loads
- Built-in check valves on inlet and outlet
- Handle can be turned through 360°
- Type 02 has fixing lugs to secure the lever assembly

SPECIFICATIONS

Operating pressure:	max. 207 bar
Nominal flow:	max. 7.5 cm ³ /stroke
Leakage:	Leakage-free (max. 0.35 cm ³ /min at nominal pressure)
Media operating temperature range:	min. -30 °C to max. +100 °C
Ambient temperature range:	min. -30 °C to max. +60 °C
Operating fluid:	Hydraulic oil to DIN 51524 Part 1 and 2
Viscosity range:	min. 7.4 mm ² /s to max. 420 mm ² /s
Filtration:	Class 21/19/16 according to ISO 4406 or cleaner
Installation:	No orientation restrictions
Materials:	Valve body: high tensile steel Piston: steel Seals: NBR (standard) FKM (optional, media temperature range -20 °C to +210 °C)
	Back-up rings: PTFE
Cavity:	FC10-2
Weight:	0.65 kg

The hand pump MP10 is a hand pump with built-in check valves on the inlet and outlet. When the lever is raised, fluid is drawn from port 1 into the space created; when the lever is pressed down, the check valve closes and the fluid is discharged at port 2.

DIMENSIONS



inch [mm]
Subject to technical modifications.

MODEL CODE

MP10 - 01

Basic model _____

Hand pump

Cavity _____

FC10-2 = UNF cavity 2-way

Type _____

01 = without fixing lugs

02 = with fixing lugs

Standard models

Model code	Part No.
MP10-01 HAND PUMP	2610181
MP10-02 HAND PUMP	2610196

Other models on request

Standard in-line bodies

Code	Part No.	Material	Ports	Pressure
FH102-SB4	3037594	Steel, zinc-plated	1/2 BSP	420 bar
FH102-AB4	3037777	Aluminium, clear anodized	1/2 BSP	210 bar

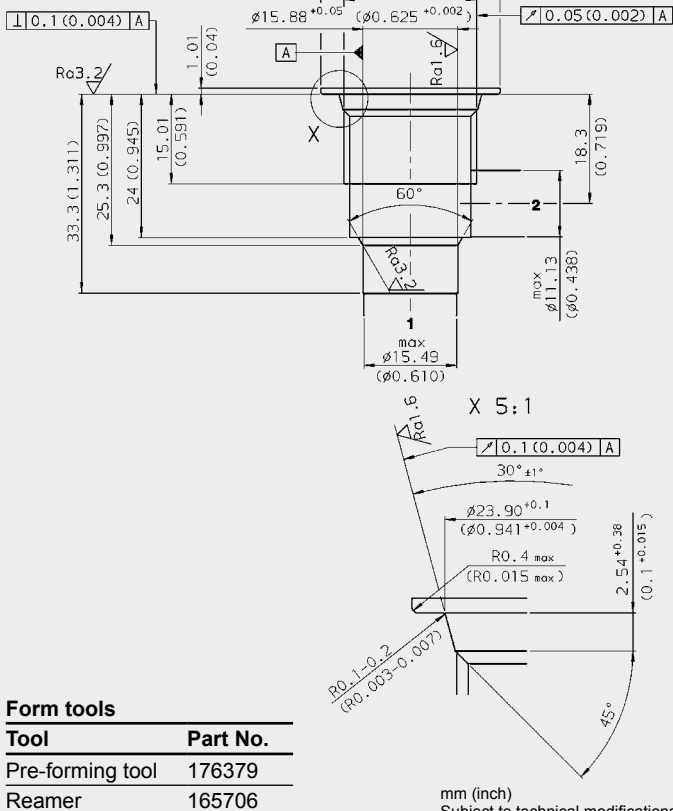
Other line bodies on request

Seal kits

Code	Material	Part No.
FS102-N SEAL KIT	NBR	3033872
FS102-V SEAL KIT	FKM	3051757

CAVITY

FC10-2



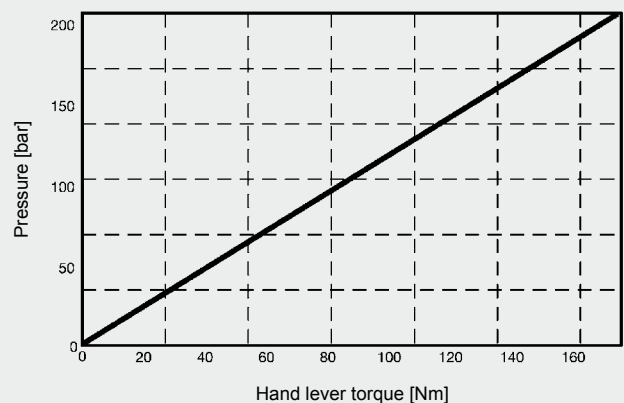
Form tools

Tool	Part No.
Pre-forming tool	176379
Reamer	165706

mm (inch)
Subject to technical modifications.

PERFORMANCE

$T_{oil} = 46^\circ\text{C}$
 $v = 33 \text{ mm}^2/\text{s}$



NOTE

The information in this brochure relates to the operating conditions and applications described. For applications or operating conditions not described, please contact the relevant technical department.
Subject to technical modifications.

HYDAC Fluidtechnik GmbH

Justus-von-Liebig-Str.
D-66280 Sulzbach/Saar
Tel: 0 68 97 /509-01
Fax: 0 68 97 /509-598
E-Mail: flutec@hydac.com